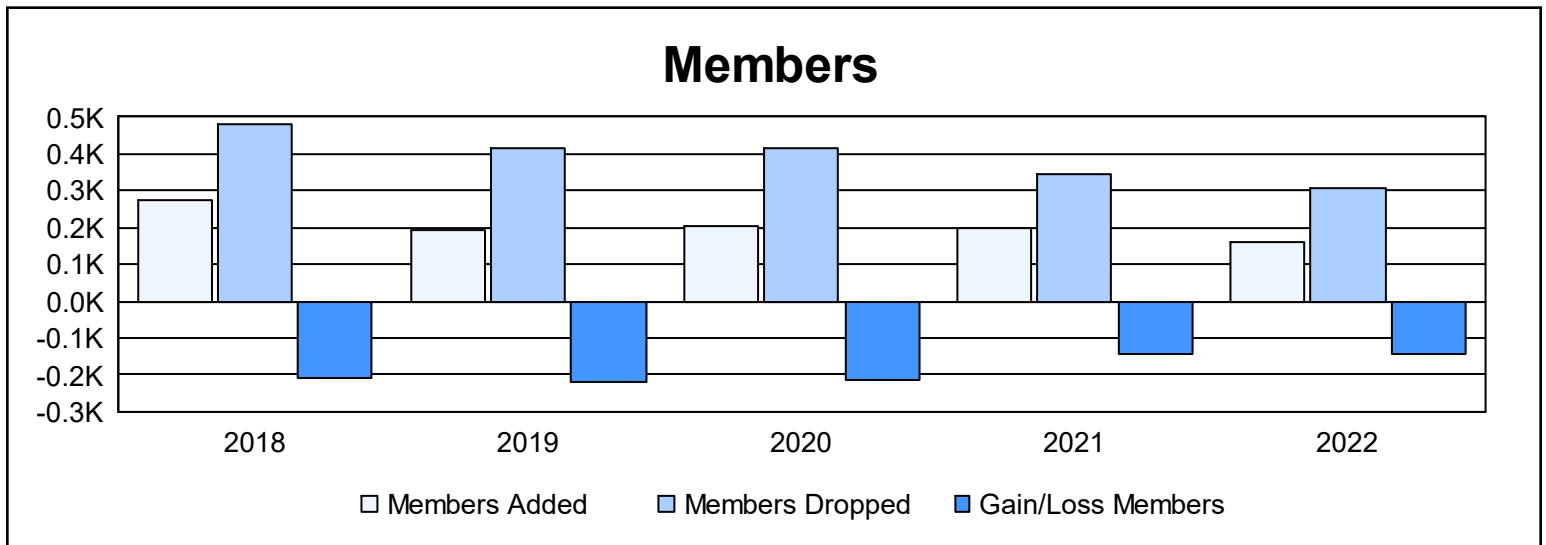
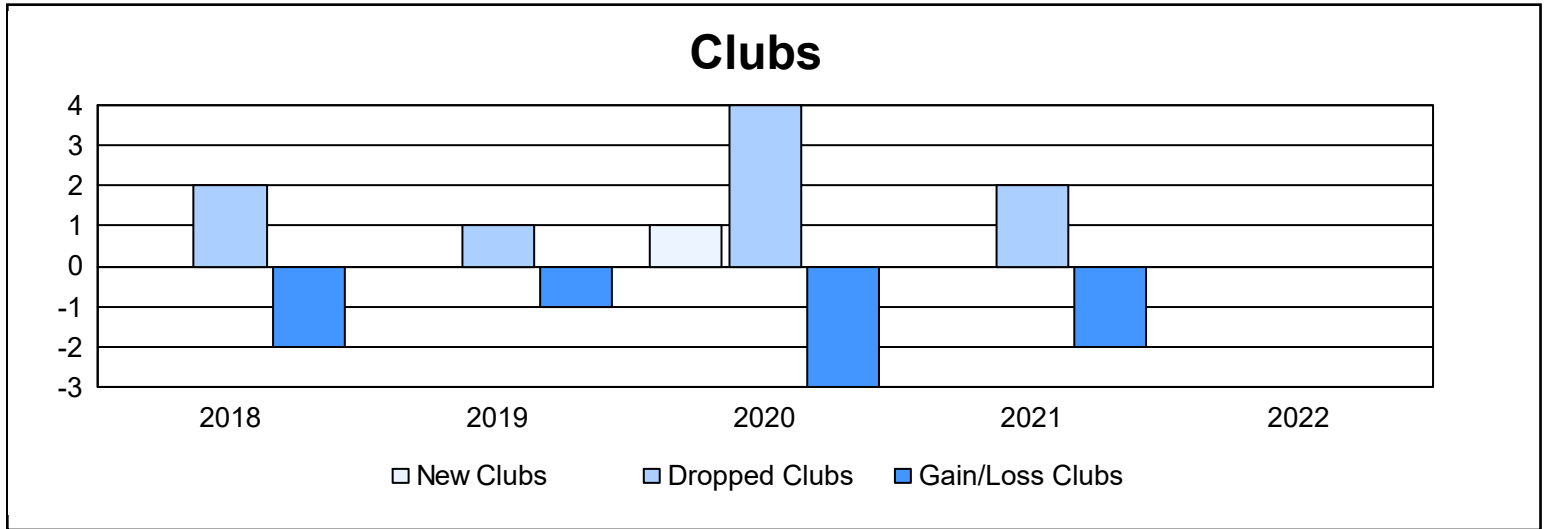
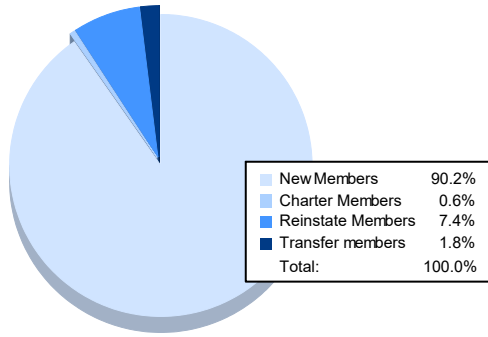


Year	New Clubs	Dropped Clubs	Gain/ Loss Clubs	New Members	Charter Members	Reinstate Members	Transfer Members	Total Member Added	Total Members Dropped	Gain/ Loss Members
2017-2018	0	2	-2	253	0	11	8	272	482	-210
2018-2019	0	1	-1	176	0	8	11	195	416	-221
2019-2020	1	4	-3	170	21	10	3	204	416	-212
2020-2021	0	2	-2	184	2	5	7	198	344	-146
2021-2022	0	0	0	147	1	12	3	163	308	-145
<b>Average</b>	<b>0</b>	<b>2</b>	<b>-2</b>	<b>186</b>	<b>5</b>	<b>9</b>	<b>6</b>	<b>206</b>	<b>393</b>	<b>-187</b>



### Membership Composition June 2022 Cumulative



### Gender Composition June 2022 Cumulative

